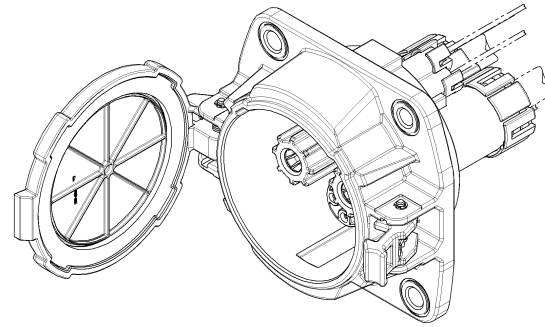
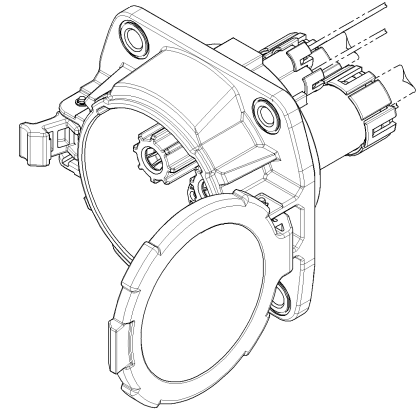
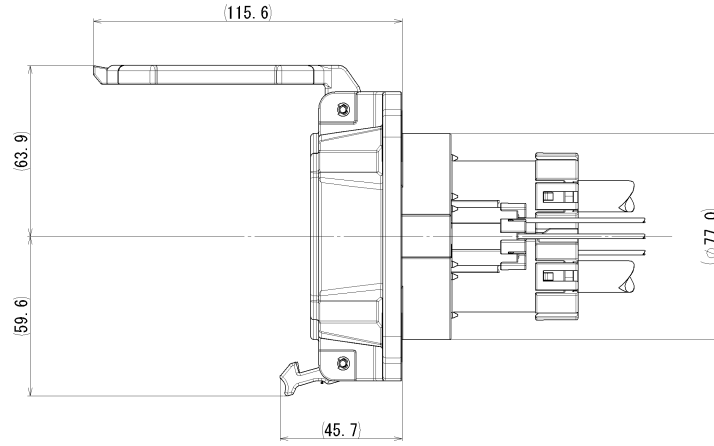




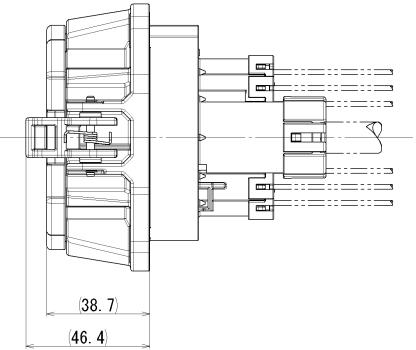
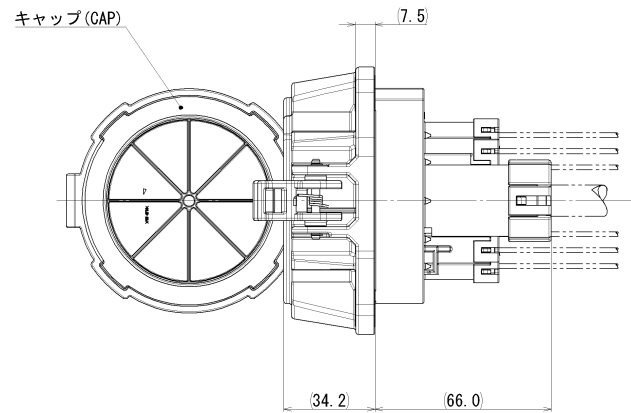
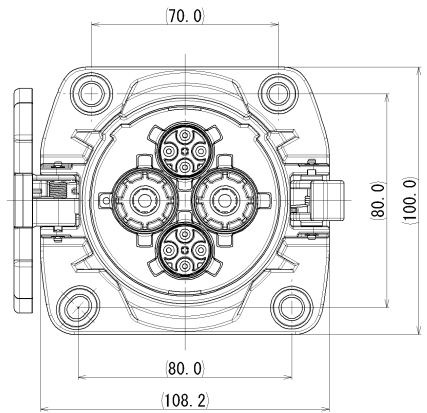
定格電圧 (RATED VOLTAGE)	POWER	DC 500V
	SIGNAL	DC 12V 以下 (DC 12V OR LESS)
定格電流 (RATED CURRENT)	POWER	125A
	SIGNAL	2A 以下 (2A OR LESS)
使用温度範囲 (RANGE OF OPERATION TEMPERATURES)		-40 TO +60°C



キャップ左開き仕様 (SPECIFICATIONS OF CAP THAT OPENS LEFTWARD)



キャップ右開き仕様 (SPECIFICATIONS OF CAP THAT OPENS RIGHTWARD)



キャップ閉じ状態 (CAP CLOSE)

SCALE	1:1	ANGLE	3
NAME	CHAdemo DC VEHICLE INLET (CHL-02)		
YAZAKI CORPORATION			